

### Operation mode:

The MEK upper assembly (1) is mounted on the MGW or SWS upper assembly. The MEK lower assembly (2) fits onto the MGW or SWS lower assembly. The MEK is automatically coupled by the mechanical connection of the change system.

### Advantages:

Mechanical, pneumatic and electric connections are established simultaneously.

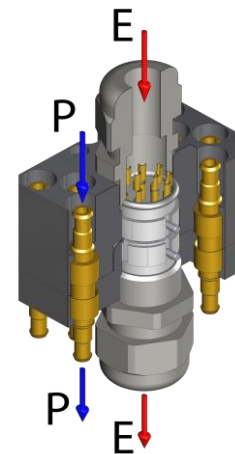
Can withstand 50,000 alternating cycles

Individual wiring

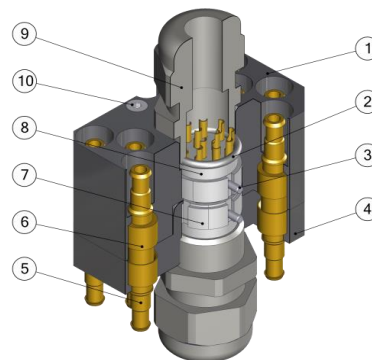
Coding of the interchangeable parts



Technical specifications		MEK125	
Suitable for		MGW125, SWS125	
Pneumatic ducts	number P	8	
	nominal width NW [mm]	PK2 / PK3 / PK4	
	operating pressure p [bar]	-1 to 8	
Electrical ducts	no. of poles E	12	6
	rated current per pole I [A]	9	20
	rated voltage U [V]	63	125
	contact resistance per pole R [mΩ]	3	1,3
	contact durability (cycles)	50.000	
Mass [kg]	upper assembly	0,3	
	lower assembly	0,15	
Protection class (higher requirement only on request)		IP40	
Operating temperature range [°C]		-30 to +120	




Pos.	Description
1	Upper assembly
2	O-Ring
3	Cylindrical pin
4	Lower assembly
5	Female coupling
6	Male coupling
7	Insulation body / bushings
8	Insulation body / pins
9	Screwed cable gland Pg11
10	Mounting screw O




**Multi energy coupling Ø125, 8 x air...**

G-MEK125-O-8PK2-1E12	upper assembly, ID = 2 mm, electrical plug 12 poles
G-MEK125-O-8PK2-1E6-C	upper assembly, ID = 2 mm, electrical plug 6 poles
G-MEK125-O-8PK3-1E12	upper assembly, ID = 3 mm, electrical plug 12 poles
G-MEK125-O-8PK3-1E6-C	upper assembly, ID = 3 mm, electrical plug 6 poles
G-MEK125-O-8PK4-1E12	upper assembly, ID = 4 mm, electrical plug 12 poles
G-MEK125-O-8PK4-1E6-C	upper assembly, ID = 4 mm, electrical plug 6 poles
G-MEK125-U-8PK2-1E12	lower assembly, ID = 2 mm, electrical bushing 12 poles
G-MEK125-U-8PK2-1E6-C	lower assembly, ID = 2 mm, electrical bushing 6 poles
G-MEK125-U-8PK3-1E12	lower assembly, ID = 3 mm, electrical bushing 12 poles
G-MEK125-U-8PK3-1E6-C	lower assembly, ID = 3 mm, electrical bushing 6 poles
G-MEK125-U-8PK4-1E12	lower assembly, ID =4 mm, electrical bushing 12 poles
G-MEK125-U-8PK4-1E6-C	lower assembly, ID =4 mm, electrical bushing 6 poles



Products	Electrical connection	Cable variants
SEK-P / SEK-FE / MEK-R upper assembly	Electric strip, female (suitable for spring contacts)	M8-bushing, M12-plug, open end
SEK-P / SEK-FE / MEK-R lower assembly	Electric strip, male (including spring contacts)	M8-plug, M12-bushing, open end



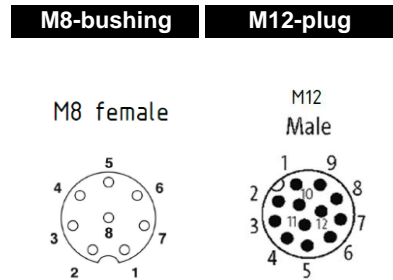
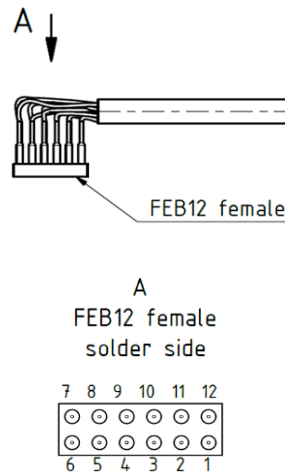
Products	Electrical connection	Cable variants
SEK / MEK-PM upper assembly	Insulating body with pin contacts	M8-bushing, M12-plug, open end
SEK / MEK-PM lower assembly	Insulating body with socket contacts	M8-plug, M12-bushing, open end



As standard, we offer the listed products for self-soldering.  
The contact assignment of the pre-assembled connections can be found in the following data sheets.

Ordering example: G-SEK100-O/U-1FE12  
G-MEK063-O/U-6PM5-1E12

FEB12	
Electric strip, female	
12-poles (female)	
Strip 2x 6 rows	
Rated current per pole: 2A	
Contact resistance < 20mΩ	
Contact spacing: 2,54mm	
Gilded	
Solder connection	



**300-M8**  
300mm cable, circular connector M8-bushing



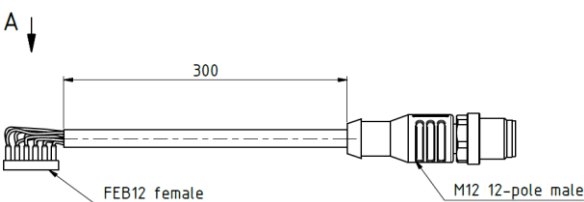
pin assignment	
1	white
2	brown
3	green
4	yellow
5	grey
6	pink
7	blue
8	red
9	---
10	---
11	---
12	---

M8-bushing	
8 poles (female)	
Cable: drag chain suitable	
According to IEC-61076-2-104	
Operating voltage: max 30 V	
Rated current (at 30°): 1,5 A	
Temperature range: -25...85°C	
Cable: PUR halogen-free	

included in: G-SEK100-O-1FE12-300-M8  
G-MEK063-O-4PR4-1FE12-300-M8

spare part: EG-MEK-FEB12-300-M8-BW

**300-M12**  
300mm cable, circular connector M12 plug



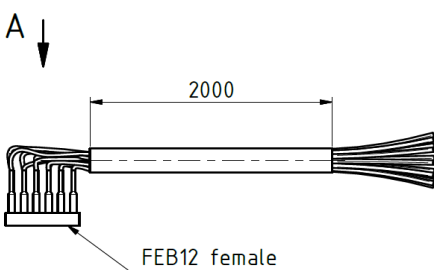
FEB12 female	colour	M12 male
1	white	3
2	brown	1
3	green	4
4	yellow	6
5	grey	8
6	pink	5
7	blue	2
8	red	9
9	black	7
10	violet	10
11	grey/pink	11
12	blue/red	12

M12-plug	
12 poles (male)	
Cable: drag chain suitable	
12 x 0,14mm <sup>2</sup> , Ø5,6	
According to IEC-61076-2-104	
Operating voltage: max 30 V	
Rated current (at 30°): 1,5 A	
Insulation resistance: ≥10 <sup>3</sup> Ω	
Temperature range: -25...85°C	
Cable: PUR halogen-free	

included in: G-SEK100-O-1FE12-300-M12  
G-MEK063-O-4PR4-1FE12-300-M12

spare part: EG-MEK-FEB12-300-M12

**2000-OE**  
2000mm cable, open end



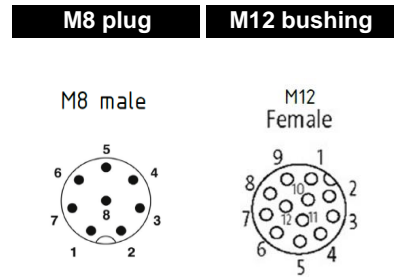
pin assignment	
1	white
2	brown
3	green
4	yellow
5	grey
6	pink
7	blue
8	red
9	black
10	violet
11	grey-pink
12	blue-red

Open end	
12 poles	
Cable: drag chain suitable	
Outer-Ø (D): 5,6 ± 0,2mm	
Nominal voltage: ≤300V	
Bending radius:	
- fixed installation: >5 x D	
- in motion: >10 x D	
Wire cross-section: 12 x 0,14mm <sup>2</sup>	
Insulation resistance: ≥10 <sup>3</sup> Ω	
Temperature range: -25...85°C	
Material: PUR halogen-free	
Rated current (at 30°): 2 A	

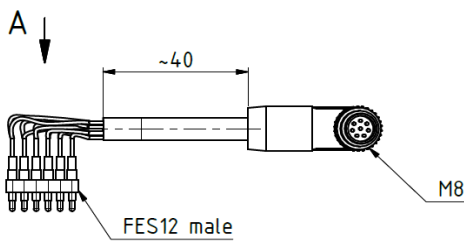
included in: G-SEK100-O-1FE12-2000-OE  
G-MEK063-O-4PR4-1FE12-2000-OE

spare part: EG-MEK-FEB12-2000OE

FES12
Electric strip, male
Spring contacts
12 poles (male)
Strip 2x 6 rows
Spring force: 0,6N at 0,7mm
Rated current per pole: 2A
Contact resistance < 20mΩ
Contact spacing: 2,54mm
Gilded
Solder connection
Max stroke: 2,4mm



**40-M8**  
40mm cable, circular connector M8 plug



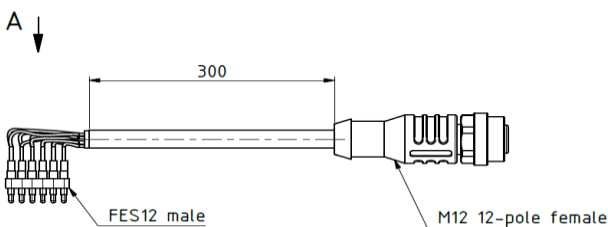
pin assignment	
1	white
2	brown
3	green
4	yellow
5	grey
6	pink
7	blue
8	red
9	---
10	---
11	---
12	---

M8 plug
8 poles (male)
Cable: drag chain suitable
Operating voltage: max 30 V
Rated current (at 30°): 1,5 A
Temperature range: -25...85°C
Cable: PUR halogen-free

included in: G-SEK100-U-1FE12-40-M8  
G-MEK063-U-4PR4-1FE12-40-M8

spare part: EG-MEK-FES12-40-M8-SW

**300-M12**  
300mm cable, circular connector M12 bushing



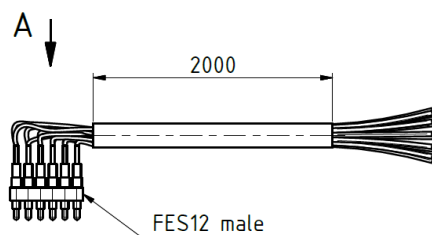
FES12 male	colour	M12 fem.
1	white	3
2	brown	1
3	green	4
4	yellow	6
5	grey	8
6	pink	5
7	blue	2
8	red	9
9	black	7
10	violet	10
11	grey/pink	11
12	blue/red	12

M12 bushing
12 poles (female)
Cable: drag chain suitable
12 x 0,14mm <sup>2</sup> , Ø5,6
According to IEC-61076-2-104
Operating voltage: max 30 V
Rated current (at 30°): 1,5 A
Insulation resistance: ≥10 <sup>3</sup> Ω
Temperature range: -25...85°C
Cable: PUR halogen-free

included in: G-SEK100-U-1FE12-300-M12  
G-MEK063-U-4PR4-1FE12-300-M12

spare part: EG-MEK-FES12-300-M12

**2000-OE**  
2000mm cable, open end



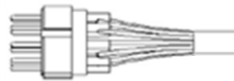
pin assignment	
1	white
2	brown
3	green
4	yellow
5	grey
6	pink
7	blue
8	red
9	black
10	violet
11	grey-pink
12	blue-red

Open end
12 poles
Cable: drag chain suitable
Outer-Ø (D): 5,6 ± 0,2mm
Nominal voltage: ≤300V
Bending radius:
- fixed installation: >5 x D
- in motion: >10 x D
Wire cross-section: 12 x 0,14mm <sup>2</sup>
Insulation resistance: ≥10 <sup>3</sup> Ω
Temperature range: -25...85°C
Material: PUR halogen-free
Rated current (at 30°): 2 A

included in: G-SEK100-U-1FE12-2000-OE  
G-MEK063-U-4PR4-1FE12-2000-OE  
spare part: EG-MEK-FES12-2000OE

**IKS12**

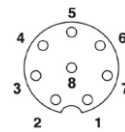
- Insulating body with pins
- 12 poles (male)
- Rated current per pole: 9A
- Contact resistance < 3mΩ



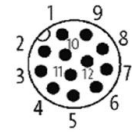
**M8 bushing**

**M12 plug**

M8 female

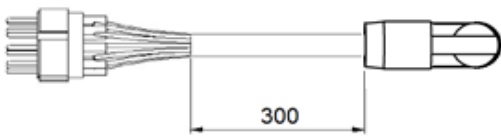


M12 Male



**300-M8**

300mm cable, circular connector M8 bushing



pin assignment	
1	white
2	brown
3	green
4	yellow
5	grey
6	pink
7	blue
8	red
9	---
10	---
11	---
12	---

**M8 bushing**

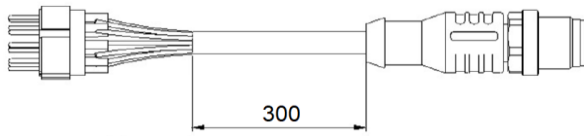
- 8 poles (female)
- Cable: drag chain suitable
- According to IEC-61076-2-104
- Operating voltage: max 30 V
- Rated current (at 30°): 1,5 A
- Temperature range: -25...85°C
- Cable: PUR halogen-free

included in: G-SEK100-O-1E12-300-M8  
G-MEK063-O-6PM5-1E12-300-M8

spare part: EG-MEK-IKS12-300-M8-BW

**300-M12**

300mm cable, circular connector M12 plug



pin assignment	
1	brown
2	blue
3	white
4	green
5	pink
6	yellow
7	black
8	grey
9	red
10	violet
11	grey-pink
12	blue-red

**M12 plug**

- 12 poles (male)
- Cable: drag chain suitable
- 12 x 0,14mm<sup>2</sup>, Ø5,6
- According to IEC-61076-2-104
- Operating voltage: max 30 V
- Rated current (at 30°): 1,5 A
- Insulation resistance: ≥10<sup>3</sup>Ω
- Temperature range: -25...85°C
- Cable: PUR halogen-free

included in: G-SEK100-O-1E12-300-M12  
G-MEK063-O-6PM5-1E12-300-M12

spare part: EG-MEK-IKS12-300-M12

**2000-OE**

2000mm cable, open end



pin assignment	
1	brown
2	blue
3	white
4	green
5	pink
6	yellow
7	black
8	grey
9	red
10	violet
11	grey-pink
12	blue-red


**Open end**

- 12 poles
- Cable: drag chain suitable
- Outer-Ø (D): 5,6 ± 0,2mm
- Nominal voltage: ≤300V
- Bending radius:
  - fixed installation: >5 x D
  - in motion: >10 x D
- Wire cross-section: 12 x 0,14mm<sup>2</sup>
- Insulation resistance: ≥10<sup>3</sup>Ω
- Temperature range: -25...85°C
- Material: PUR halogen-free
- Rated current (at 30°): 2 A

included in: G-SEK100-O-1E12-2000-OE  
G-MEK063-O-6PM5-1E12-2000-OE  
spare part: EG-MEK-IKS12-2000-OE

**IKB12**

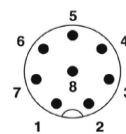
- Insulating body with bushings
- 12 poles (female)
- Rated current per pole: 9A
- Contact resistance < 3mΩ



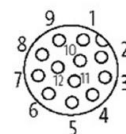
**M8 plug**

**M12 bushing**

M8 male




M12 Female



**40-M8**

40mm cable, circular connector M8 plug



pin assignment	
1	white
2	brown
3	green
4	yellow
5	grey
6	pink
7	blue
8	red
9	---
10	---
11	---
12	---

**M8 plug**


- 8 poles (male)
- Cable: drag chain suitable
- Operating voltage: max 30 V
- Rated current (at 30°): 1,5 A
- Temperature range: -25...85°C
- Cable: PUR halogen-free

included in: G-SEK100-U-1E12-40-M8  
G-MEK063-U-6PM5-1E12-40-M8

spare part: EG-MEK-IKB12-40-M8-SW

**300-M12**

300mm cable, circular connector M12 bushing



pin assignment	
1	brown
2	blue
3	white
4	green
5	pink
6	yellow
7	black
8	grey
9	red
10	violet
11	grey-pink
12	blue-red

**M12 bushing**


- 12 poles (female)
- Cable: drag chain suitable
- 12 x 0,14mm<sup>2</sup>, Ø5,6
- According to IEC-61076-2-104
- Operating voltage: max 30 V
- Rated current (at 30°): 1,5 A
- Insulation resistance: ≥10<sup>3</sup>Ω
- Temperature range: -25...85°C
- Cable: PUR halogen-free

included in: G-SEK100-U-1E12-300-M12  
G-MEK063-U-6PM5-1E12-300-M12

spare part: EG-MEK-IKB12-300-M12

**2000-OE**

2000mm cable, open end



pin assignment	
1	brown
2	blue
3	white
4	green
5	pink
6	yellow
7	black
8	grey
9	red
10	violet
11	grey-pink
12	blue-red

**Open end**

- 12 poles
- Cable: drag chain suitable
- Outer-Ø (D): 5,6 ± 0,2mm
- Nominal voltage: ≤300V
- Bending radius:
  - fixed installation: >5 x D
  - in motion: >10 x D
- Wire cross-section: 12 x 0,14mm<sup>2</sup>
- Insulation resistance: ≥10<sup>3</sup>Ω
- Temperature range: -25...85°C
- Material: PUR halogen-free
- Rated current (at 30°): 2 A

included in: G-SEK100-U-1E12-2000-OE  
G-MEK063-U-6PM5-1E12-2000-OE  
spare part: EG-MEK-IKB12-2000-OE